



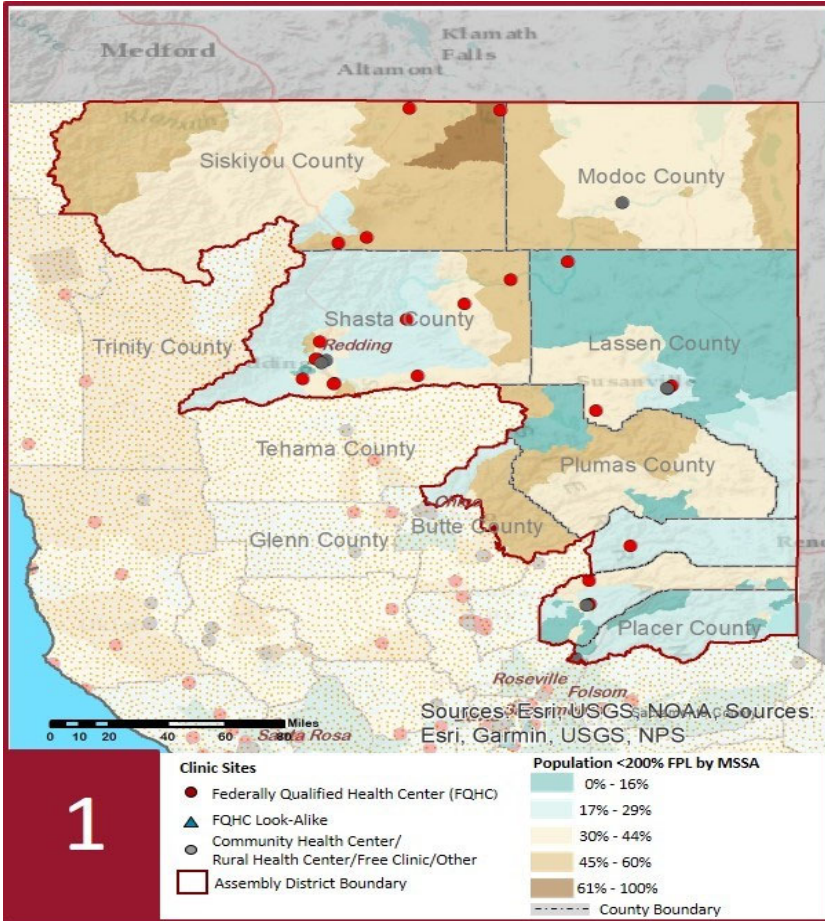
# 2022 Profile of Community Health Centers Assembly District 1

Assemblymember Megan Dahle



## The Clinics

Community Health Centers (CHCs) are nonprofit health care practices located in low income and medically underserved areas. CHCs share a common mission to serve everyone who walks through their doors, regardless of their ability to pay. The term CHC include Federally Qualified Health Centers (FQHC), FQHC Look-Alikes, Migrant Health Centers, Rural and Frontier Health Centers, and Free Clinics. CHCs are an essential segment of the safety net. In many California Counties, they provide a significant proportion of comprehensive primary care services to those who are publicly subsidized or uninsured.



### Clinic Types

Total Number of CHCs	28
Federally Qualified Health Center Sites (FQHC)	21
FQHC Look-Alike Sites	0
Other (Free/Tribal/Non-FQs)	7
Rural Health Center Sites (95-210 RHC)	1

### Demographics

Patients	129,167	
Male	55,902	43%
Female	73,265	57%
19 Years & Under	37,840	29%
Encounters	462,342	

### Poverty Level

Under 100%	36,167	28%
100 - 138%	10,968	8%
139 - 200%	11,370	9%
201 - 400%	6,108	5%
Over 400%	1,164	1%
Unknown	63,390	49%

### Age

Less than 1 Year	3,510	3%
1 - 4 Years	8,048	6%
5 - 12 Years	14,351	11%
13 - 14 Years	3,479	3%
15 - 19 Years	8,452	7%
20 - 34 Years	24,209	19%
35 - 44 Years	14,744	11%
45 - 64 Years	32,297	25%
More than 65 Years	20,077	16%

### Race

White	103,686	80%
Black	2,257	2%
Native American	6,959	5%
Asian/Pacific Islander	3,116	2%
More than one Race	2,079	2%
Other/ Unknown	11,070	9%

### Ethnicity

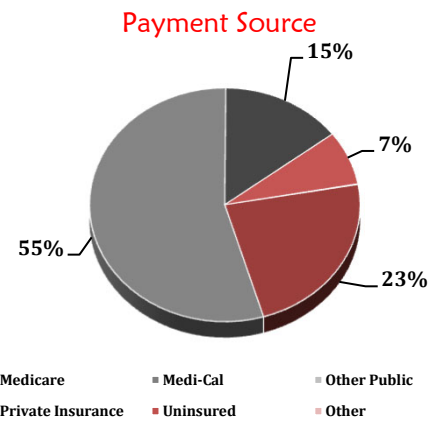
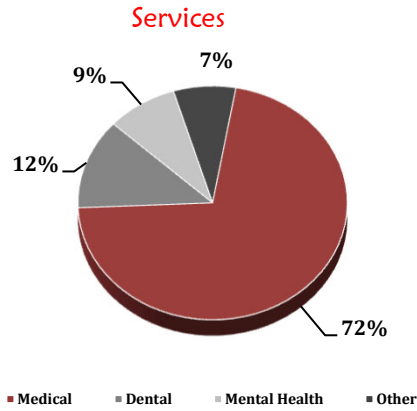
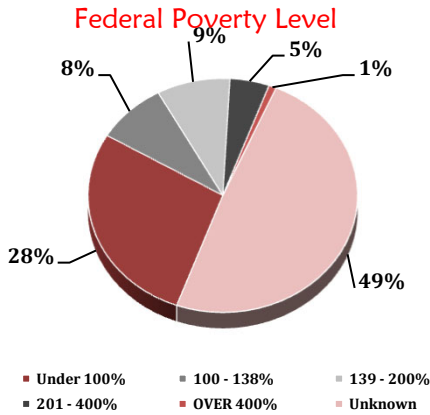
Hispanic	14,888	12%
Non-Hispanic	107,265	83%
Unknown	7,014	5%

### Language

Primary Language Not English	4%
------------------------------	----

# 2022 Profile of Community Health Centers Assembly District 1

Assemblymember Megan Dahle



Services	Provider FTEs	Encounters
Medical*	149.1 66%	330,762 72%
Dental**	33.6 15%	57,725 12%
Mental Health***	28.9 13%	39,254 8%
Other****	15.8 7%	34,601 7%

### % of CHCs providing other significant services

Vision Services	29%
Basic Lab Services	46%
Radiology Services	0%
Pharmacy Services	14%
Urgent Care Services	25%
Substance Abuse Services	50%
Women's Health Services	79%

\*Physicians; Physician Assistants; Family Nurse Practitioners; Certified Nurse Midwives and Visiting Nurses.  
 \*\*Psychiatrists; Clinical Psychologists; Licensed Clinical Social Workers.  
 \*\*\*\*Other providers billable to Medi-Cal.

### Revenue and Utilization by Payment Source

Program	Patients**	Encounters
Medicare	24,171 19%	101,544 22%
Medi-Cal	60,368 47%	240,263 52%
Other Public	8 0%	22 0%
Private Insurance	22,793 18%	63,736 14%
Uninsured Services	20,388 16%	32,830 7%
Covered California	1,082 1%	3,466 1%
PACE	- 0%	- 0%
Other	357 0%	374 0%
BCCCP**	220 0%	429 0%
CHDP**	9,252 7%	15,445 3%
Family PACT**	3,329 3%	4,233 1%

### Gross Patient Revenue (charged)

\$136,286,785

### Net Patient Revenue (collected)

\$94,968,695

### Other Operating Revenue

Federal Funds	\$ 41,115,033
State Funds	\$ 1,293,116
County/Local Funds	\$ 5,363,617
Private	\$ 4,213,095
Donations/Contributions	\$ 579,489
Other	\$ 19,324,728

### TOTAL OPERATING REVENUE

\$166,857,773

\*\*Patient counts for Episodic programs (BCCCP, CHDP, Family PACT and Other Episodic Programs) are duplicated. Episodic Programs include Breast Cancer Programs such as the Breast Cancer Early Detection Program (BCCCP) and the Breast and Cervical Cancer Control Program (BCCCP); CHDP = Child Health and Disability Prevention Program; Family PACT = Family Planning Access Care and Treatment Program and other payers covered by a grant.

Because of their philosophy and by necessity, CCHCs have been vigilant about controlling the cost of care, and the untoward effects of deferred or neglected care, by promoting a broad range of preventive health services specifically targeted to the particular needs of their communities and patient populations. The Federal Office of Management and Budget has found the Health Center Program to be one of the ten most effective federal programs and the most effective program under the federal Health and Human Services Agency. Despite enormous challenges, CCHCs have persisted in their mission to serve their local communities.

Profile created by CPCA Data Team. Data Source is 2020 HCAI Annual Utilization Report of Community Health Centers.