

CALIFORNIA COMMUNITY CLINICS AND HEALTH CENTERS

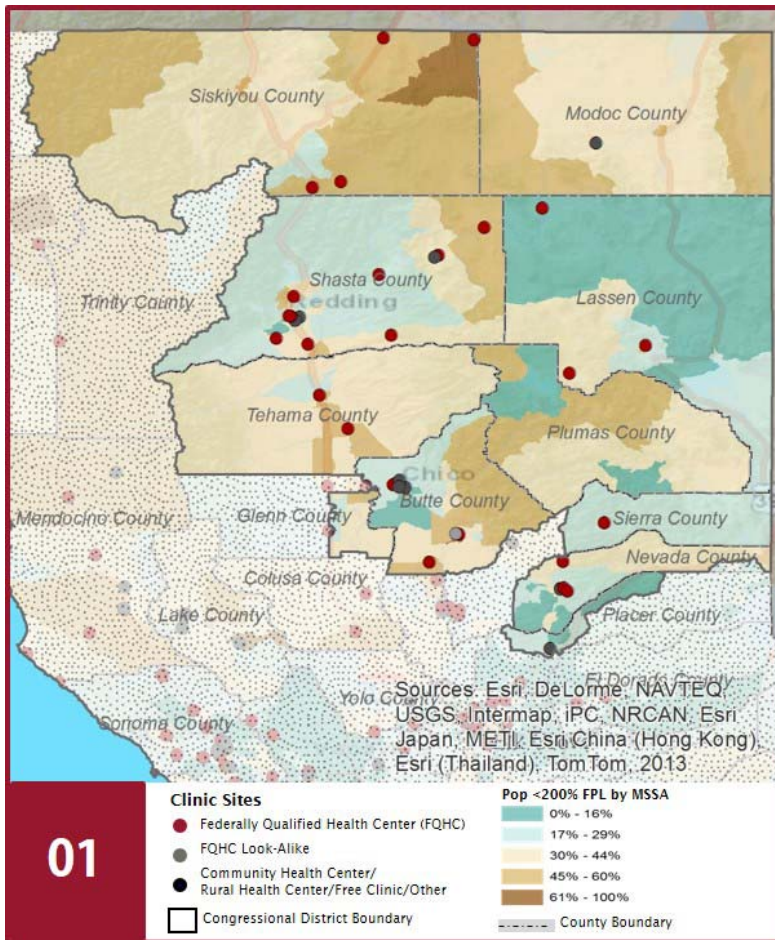
2018

Congressional District 1
Representative Doug LaMalfa



The Clinics

Community Clinics and Health Centers (CCHCs) are nonprofit health care practices located in low income and medically underserved areas. CCHCs share a common mission to serve everyone who walks through their doors, regardless of their ability to pay. The term CCHC include Federally Qualified Health Centers (FQHC), FQHC Look-Alikes, Migrant Health Centers, Rural and Frontier Health Centers, and Free Clinics. CCHCs are an essential segment of the safety net. In many California Counties, they provide a significant proportion of comprehensive primary care services to those who are publicly subsidized or uninsured.



Clinic Types

Total Number of CCHCs	42
Federally Qualified Health Center sites	31
Federally Qualified Health Center Look-Alike sites	1
95-210 Rural Health Center sites	3

Demographics

Patients	187,612	
Female	110,089	59%
Male	77,523	41%
19 Years & under	59,713	32%
Encounters	652,310	

Poverty Levels

Under 100%	86,442	46%
100 - 138%	18,754	10%
139 - 200%	17,519	9%
201 - 400%	9,839	5%
Over 400%	5,373	3%
Unknown	49,685	26%

Race

White (including Hispanic)	142,625	76%
Black	3,715	2%
Native American	14,272	8%
Asian/ Pacific Islander	7,035	4%
More Than One Race	5,426	3%
Other/ Unknown	14,539	8%

Ethnicity

Hispanic	31,770	17%
Non-Hispanic	150,597	80%
Unknown	5,245	3%

Age

Less than 1 Year	4,538	2%
1 - 4 Years	12,661	7%
5 - 12 Years	22,829	12%
13 - 14 Years	4,974	3%
15 - 19 Years	14,711	8%
20 - 34 Years	44,355	24%
35 - 44 Years	20,044	11%
45 - 64 Years	44,721	24%
Over 65 Years	18,779	10%

Migratory Workers

Patients	5,017	3%
Encounters	12,338	2%

Language

Primary Language Not English	10%
------------------------------	-----

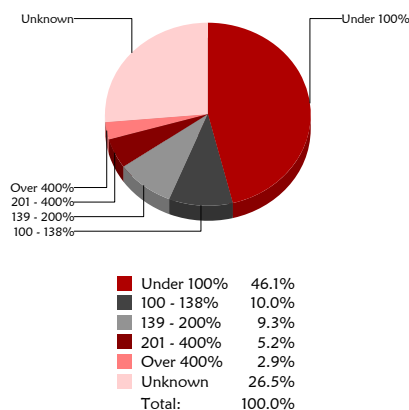
CALIFORNIA COMMUNITY CLINICS AND HEALTH CENTERS

2018

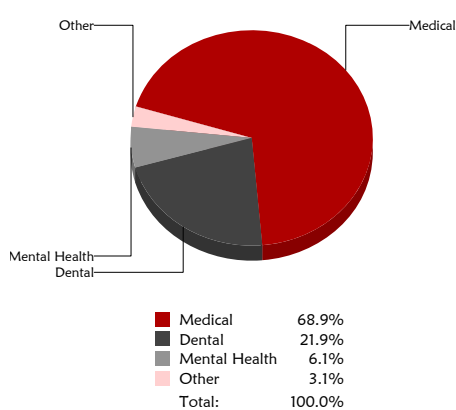
Congressional District 1
Representative Doug LaMalfa



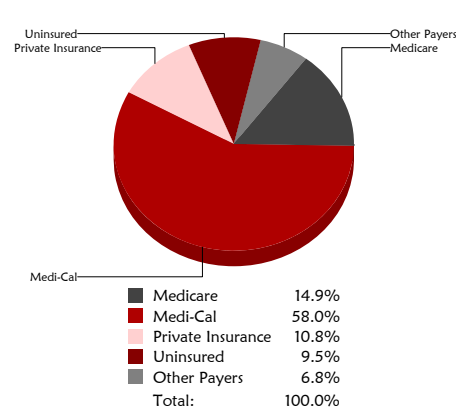
Federal Poverty Level
Patients



Services
Visits



Payment Source
Visits



The Services

	Provider FTEs		Encounters	
Medical *	156.5	59%	449,221	69%
Dental **	64.5	24%	143,059	22%
Mental Health ***	36.4	14%	39,500	6%
Other****	9.2	3%	20,530	3%

% of Health Centers providing other significant services

Vision Services	7%
Basic Lab Services	31%
Radiology Services	2%
Pharmacy Services	12%
Urgent Care Services	21%
Substance Abuse Services	38%
Womens Health Services	64%

*Physicians, physician assistants, family nurse practitioners, certified nurse midwives, visiting nurses.
Dentists and Registered Dental Hygienists, *Psychiatrists, clinical psychologists, and licensed clinical social workers.
****Other providers billable to Medi-Cal

Revenue and Utilization by Payment Source

Program	Patients ^ ^		Encounters	
	Count	%	Count	%
Medicare	23,047	12%	97,461	15%
Medi-Cal	102,775	55%	378,118	58%
All County*	1	0%	21	0%
Private Insurance	22,940	12%	70,457	11%
Uninsured Services**	33,461	18%	62,040	10%
Covered California	2,547	1%	4,213	1%
PACE	0	0%	0	0%
Other	2,841	2%	4,321	1%
BCCCCP**	203	0%	745	0%
CHDP**	6,959	4%	16,495	3%
FamilyPACT**	11,097	6%	18,439	3%

Patient Revenue	
Gross Patient Revenue (charged)	\$164,501,086
Net Patient Revenue (collected)	\$115,562,421

Other Operating Revenue	
Federal	\$39,019,931
State	\$1,651,082
County/Local	\$1,131,142
Private	\$1,104,845
Donations/Contributions	\$1,069,917
Other	\$21,371,778

Total Operating Revenue
\$ 180,911,116

* County Indigent/CMSP/MISP, LA County Public/Private Partnership, and Other County Programs.

**Free and Self-Pay/ Sliding Fee Programs.

*** Patient counts for Episodic programs are duplicated (BCCCCP = Breast and Cervical Cancer Control Program; CHDP = Child Health and Disability Prevention Program; Family PACT = Family Planning Access Care and Treatment program).

Because of their philosophy and by necessity, CCHCs have been vigilant about controlling the cost of care, and the untoward effects of deferred or neglected care, by promoting a broad range of preventive health services specifically targeted to the particular needs of their communities and patient populations. The federal Office of Management and Budget has found the Health Center Program to be one of the ten most effective federal programs and the most effective program under the federal Health and Human Services Agency. Despite enormous challenges, CCHCs have persisted in their mission to serve their local communities.

All information compiled by Jeanita Harris, Sr. Data Analyst, CPCA. Numbers are based on 2016 OSHPD data.