

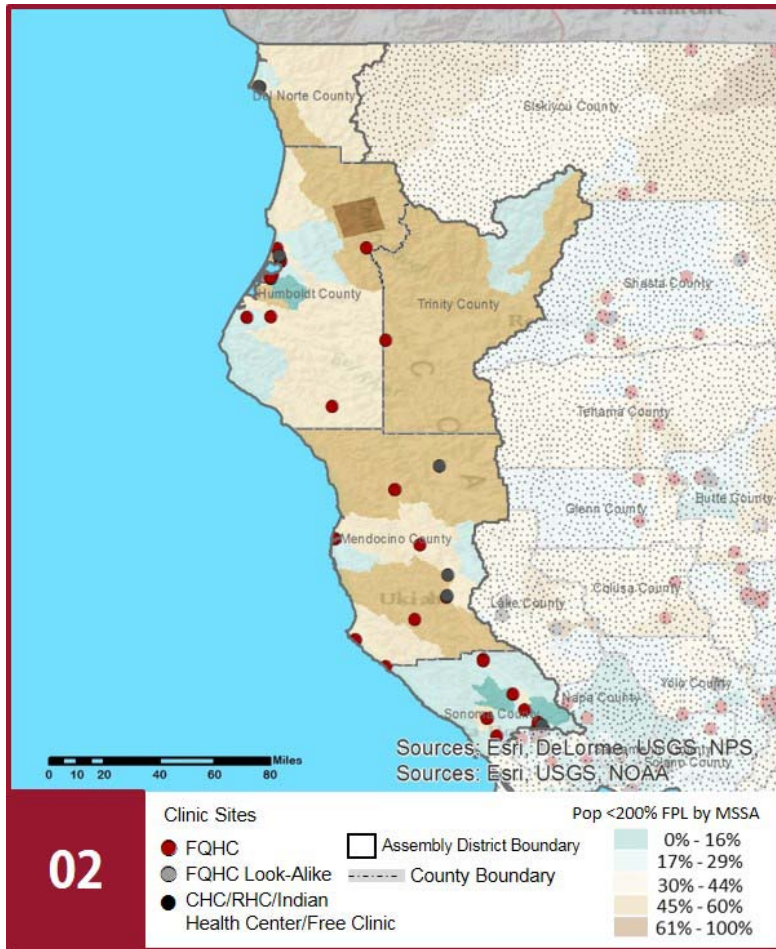
# CALIFORNIA COMMUNITY HEALTH CENTERS

2018 | Assembly District 2  
Assemblymember Jim Wood



## The Clinics

Community Clinics and Health Centers (CCHCs) are nonprofit health care practices located in low income and medically underserved areas. CCHCs share a common mission to serve everyone who walks through their doors, regardless of their ability to pay. The term CCHC include Federally Qualified Health Centers (FQHC), FQHC Look-Alikes, Migrant Health Centers, Rural and Frontier Health Centers, and Free Clinics. CCHCs are an essential segment of the safety net. In many California Counties, they provide a significant proportion of comprehensive primary care services to those who are publicly subsidized or uninsured.



## Clinic Types

Total Number of CCHCs	44
Federally Qualified Health Center sites	35
Federally Qualified Health Center Look-Alike sites	1
95-210 Rural Health Center sites	0

## The Patients

### Demographics

Patients	211,870	
Female	122,760	58%
Male	89,110	42%
19 Years & Under	61,400	29%
Encounters	790,644	

### Poverty Levels

Under 100%	74,688	35%
100-138%	20,579	10%
139-200%	15,833	7%
201-400%	11,910	6%
Above 400%	3,877	2%
Unknown	84,983	40%

02

Race			Ethnicity			Age		
White (including Hispanic)	173,867	82%	Hispanic	53,627	25%	Less than 1 Year	3,336	2%
Black	3,427	2%	Non-Hispanic	148,126	70%	1 - 4 Years	13,255	6%
Native American	14,680	7%	Unknown	10,117	5%	5 - 12 Years	25,332	12%
Asian/ Pacific Islander	5,136	2%				13 - 14 Years	5,297	3%
More Than One Race	3,655	2%				15 - 19 Years	14,180	7%
Other/ Unknown	11,105	5%				20 - 34 Years	47,546	22%
						35 - 44 Years	26,911	13%
						45 - 64 Years	50,978	24%
						Over 65 Years	25,035	12%

### Migratory Workers

Patients	7,321	3%
Encounters	10,401	1%

### Language

Primary Language Not English	16%
------------------------------	-----

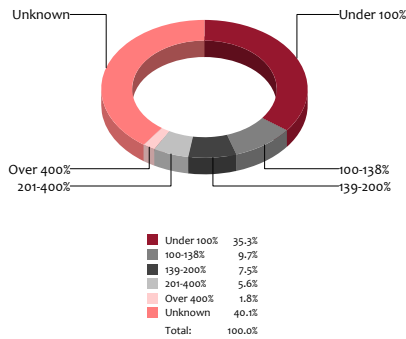
# CALIFORNIA COMMUNITY HEALTH CENTERS

## 2018 | Assembly District 2 Assemblymember Jim Wood



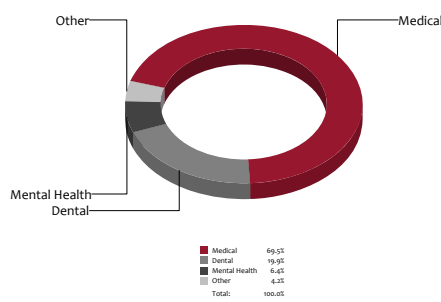
### Poverty Level

Patients



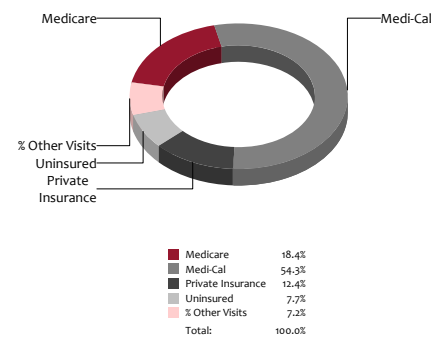
### Services

Visits



### Payment Source

Visits



### The Services

	Provider FTEs		Encounters	
Medical*	217.0	62%	549,530	70%
Dental*	51.5	15%	157,100	20%
Mental Health ***	52.4	15%	50,460	6%
Other***	26.9	8%	33,554	4%
<b>Total</b>	<b>348</b>		<b>790,644</b>	

### Health Centers providing other significant services

Vision Services	2	5%
Basic Lab Services	30	68%
Radiology Services	4	9%
Pharmacy Services	7	16%
Urgent Care Services	15	34%
Substance Abuse Services	16	36%
Womens Health Services	27	61%

\*Physicians, physician assistants, family nurse practitioners, certified nurse midwives, visiting nurses. \*\*Dentists and Registered Dental Hygienists  
\*\*\*Psychiatrists, clinical psychologists, and licensed clinical social workers. \*\*\*\*Other providers billable to Medi-Cal

### Revenue and Utilization by Payment Source

Program	Patients ^ ^		Encounters		Revenue	
	Count	%	Count	%	Count	%
Medicare	28,214	13%	145,403	18%	Gross Patient Revenue	\$208,205,977
Medi-Cal	115,483	55%	429,437	54%	Net Patient Revenue	\$141,161,926
Private Insurance	34,080	16%	97,650	12%	<b>Other Operating Revenue</b>	
Uninsured Services ^ ^ ^ ^	25,772	12%	61,146	8%	Federal	\$52,309,571
All County ^ ^ ^	702	0%	3,324	0%	State	\$2,414,096
Covered California	4,705	2%	13,447	2%	County/Local	\$504,611
PACE Patients	107	0%	1,889	0%	Private	\$3,720,514
Other	2,807	1%	12,364	2%	Donations/Contributions	\$1,670,428
BCCCP ^ ^	360	0%	833	0%	Other	\$42,555,783
CHDP ^ ^	10,061	5%	11,526	1%	<b>Total Operating Revenue</b>	<b>\$ 244,975,745</b>
Family PACT ^ ^	6,637	3%	13,625	2%		

^ ^ Patient counts for Episodic programs (BCCP, CHDP, Family PACT) are duplicated. BCCCP = Breast and Cervical Cancer Control Program; CHDP = Child Health and Disability Prevention Program;  
Family PACT = Family Planning Access Care and Treatment program.  
^ ^ ^ County Indigent/CMSP/MISP, San Diego County Medical Plan, LA County Public/Private Partnership, and Other County Programs.  
^ ^ ^ ^ Free and Self-Pay/ Sliding Fee Programs.

Because of their philosophy and by necessity, CCHCs have been vigilant about controlling the cost of care, and the untoward effects of deferred or neglected care, by promoting a broad range of preventive health services specifically targeted to the particular needs of their communities and patient populations. The federal Office of Management and Budget has found the Health Center Program to be one of the ten most effective federal programs and the most effective program under the federal Health and Human Services Agency. Despite enormous challenges, CCHCs have persisted in their mission to serve their local communities.

All information compiled by Jeanita Harris, Sr. Data Analyst, CPCA. Numbers are based on 2016 OSHPD data.