

California Community Clinics and Health Centers

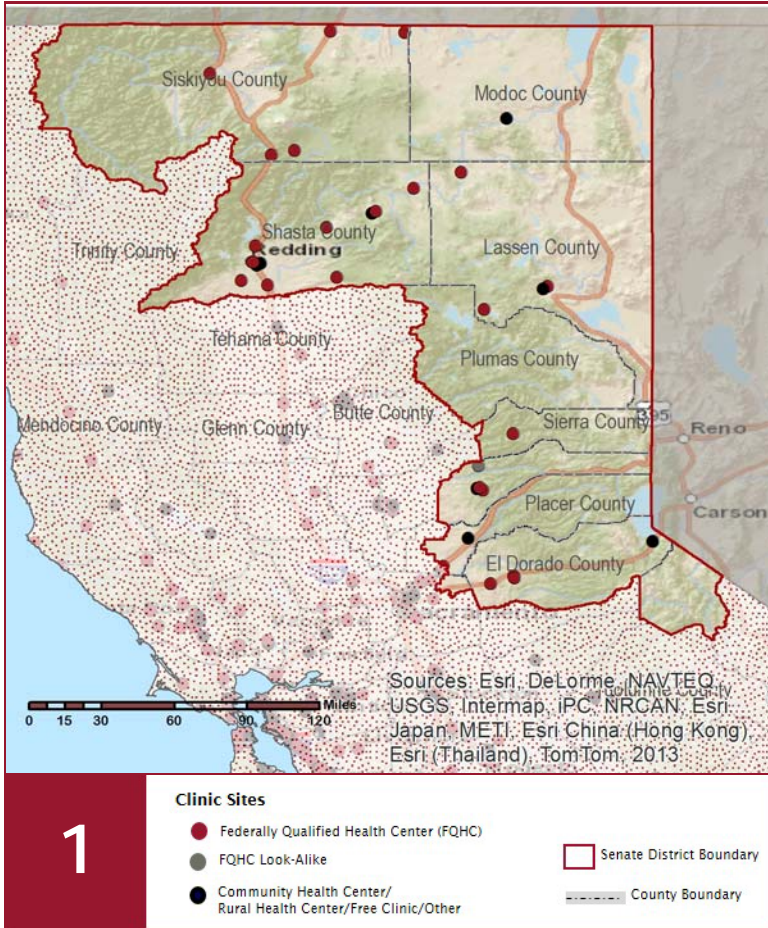
2016

Senate District 1
Senator Ted Gaines



The Clinics

Community Clinics and Health Centers (CCHCs) are nonprofit health care practices located in low income and medically underserved areas. CCHCs share a common mission to serve everyone who walks through their doors, regardless of their ability to pay. The term CCHC include Federally Qualified Health Centers (FQHC), FQHC Look-Alikes, Migrant Health Centers, Rural and Frontier Health Centers, and Free Clinics. CCHCs are an essential segment of the safety net. In many California Counties, they provide a significant proportion of comprehensive primary care services to those who are publicly subsidized or uninsured.



Clinic Types

Total Number of CCHCs	35
Federally Qualified Health Center sites	24
Federally Qualified Health Center Look-Alike sites	1
95-210 Rural Health Center sites	2

The Patients

Demographics

Patients	142,653	
Female	84,073	59%
Male	58,580	41%
19 Years & Under	43,463	30%
Encounters	468,494	

Poverty Levels

Under 100%	74,019	52%
100-200%	29,581	21%
Above 200%	13,905	10%
Unknown	25,148	18%

Age

Race			Ethnicity			Age		
						Male	Female	
White	114,909	81%	Hispanic	16,013	11%	Less than 1 Year	1,752	1,575
Black	1,915	1%	Non-Hispanic	118,614	83%	1 - 4 Years	4,795	4,549
Native American	9,060	6%	Unknown	8,026	6%	5 - 12 Years	8,111	7,989
Asian/ Pacific Islander	3,352	2%				13 - 14 Years	1,884	1,952
More Than One Race	4,854	3%				15 - 19 Years	4,123	6,733
Other/ Unknown	8,563	6%				20 - 34 Years	8,841	20,804
						35 - 44 Years	5,635	9,865
						45 - 64 Years	16,477	20,797
						Over 65 Years	6,962	9,809
Language			Migratory Workers					
Primary Language Not English		5%	Patients	1,299	1%			
			Encounters	3,867	1%			

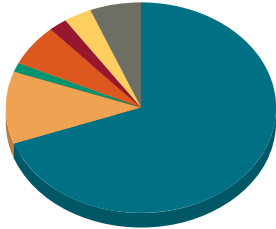
California Community Clinics and Health Centers

2016

Senate District 1
Senator Ted Gaines

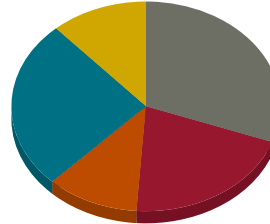


Race/Ethnicity
Patients



White (non-Hispanic)	69.3%
Hispanic	11.2%
Black	1.3%
Native American	6.4%
Asian/Pacific Islander	2.3%
More Than One Race	3.4%
Other/Unknown	6.0%
Total:	100.0%

Age
Patients



0-19 Yrs	30.5%
20-34 Yrs	20.8%
35-44 Yrs	10.9%
45-64 Yrs	26.1%
65 and older	11.8%
Total:	100.0%

The Services

	Provider FTEs		Encounters	
Medical *	127	68%	351,313	75%
Dental **	33	18%	82,605	18%
Mental Health ***	23	12%	29,422	6%
Other ****	3	2%	5,154	1%
Total	186		468,494	

*Physicians, physician assistants, family nurse practitioners, certified nurse midwives, visiting nurses.
 **Dentists and Registered Dental Hygienists
 ***Psychiatrists, clinical psychologists, and licensed clinical social workers.
 ****Other providers billable to Medi-Cal

Total CCHCs that provide the following services

Vision Services	3
Basic Lab Services	16
Radiology Services	1
Pharmacy Services	2
Urgent Care Services	10
Womens Health Services	22
Substance Abuse Services	14
Domestic Violence Services	2

Revenue and Utilization by Payment Source

Program	Patients ^ ^		Encounters		Revenue	
Medicare	20,471	14%	85,175	18%	Gross Patient Revenue	\$103,721,741
Medi-Cal	73,807	52%	231,359	49%	Total Write-offs Revenue	\$32,871,771
All County ^ ^ ^	76	0%	318	0%	Net Patient Revenue	\$70,849,970
PACE Patients	0	0%	0	0%	Other Operating Revenue	
Private Insurance	20,685	15%	58,990	13%	Federal	\$28,481,096
Uninsured Services ^ ^ ^ ^	24,769	17%	54,757	12%	State	\$570,261
Other	2,845	2%	8,667	2%	County/Local	\$900,369
BCCCP ^ ^	375	0%	934	0%	Private	\$1,153,705
CHDP ^ ^	6,748	5%	14,619	3%	Donations/Contributions	\$979,458
Family PACT ^ ^	7,650	5%	13,675	3%	Other	\$10,406,711

Because of their philosophy and by necessity, CCHCs have been vigilant about controlling the cost of care, and the untoward effects of deferred or neglected care, by promoting a broad range of preventive health services specifically targeted to the particular needs of their communities and patient populations. The federal Office of Management and Budget has found the Health Center Program to be one of the ten most effective federal programs and the most effective program under the federal Health and Human Services Agency. Despite enormous challenges, CCHCs have persisted in their mission to serve their local communities.

All information compiled by Jeanita Harris, Sr. Data Analyst, CPCA. Numbers are based on 2014 OSHPD data.

^ ^ Patient counts for Episodic programs (BCCP, CHDP, Family PACT) are duplicated. BCCCP = Breast and Cervical Cancer Control Program; CHDP = Child Health and Disability Prevention Program; Family PACT = Family Planning Access Care and Treatment program.
 ^ ^ ^ County Indigent/CMSP/MISP, San Diego County Medical Plan, LA County Public/Private Partnership, and Other County Programs.
 ^ ^ ^ ^ Free and Self-Pay/ Sliding Fee Programs.