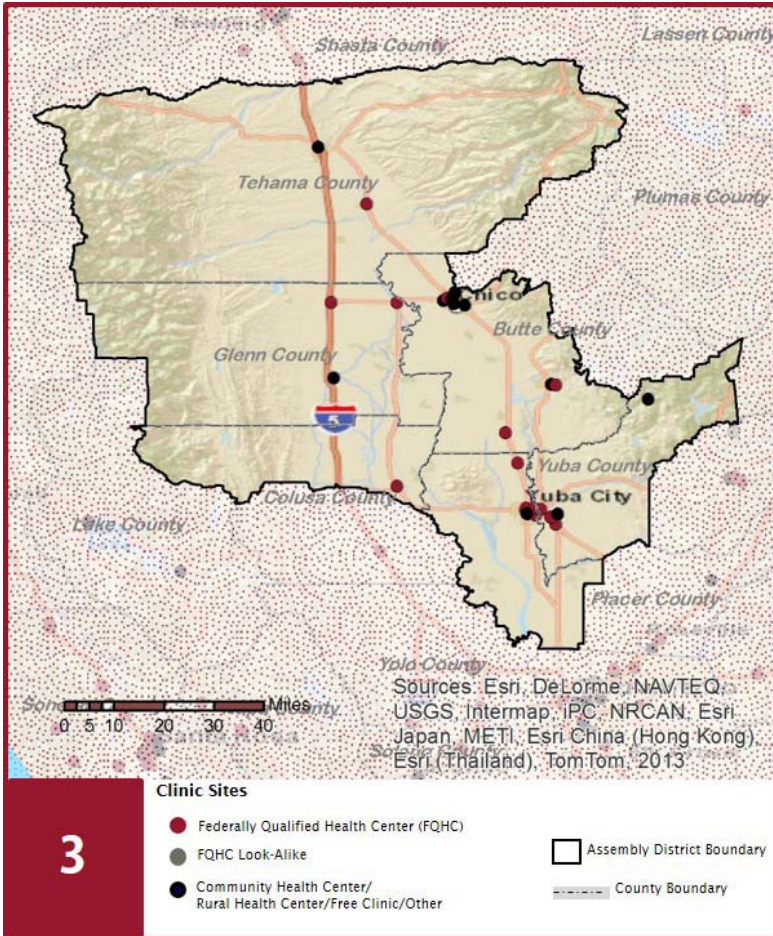




The Clinics

Community Clinics and Health Centers (CCHCs) are nonprofit health care practices located in low income and medically underserved areas. CCHCs share a common mission to serve everyone who walks through their doors, regardless of their ability to pay. The term CCHC include Federally Qualified Health Centers (FQHC), FQHC Look-Alikes, Migrant Health Centers, Rural and Frontier Health Centers, and Free Clinics. CCHCs are an essential segment of the safety net. In many California Counties, they provide a significant proportion of comprehensive primary care services to those who are publicly subsidized or uninsured.



Clinic Types

Total Number of CCHCs	28
Federally Qualified Health Center sites	20
Federally Qualified Health Center Look-Alike sites	2
95-210 Rural Health Center sites	3

The Patients

Demographics

Patients	160,145	
Female	97,408	61%
Male	62,737	39%
19 Years & Under	55,763	35%
Encounters	543,886	

Poverty Levels

Under 100%	94,519	59%
100-200%	29,181	18%
Above 200%	10,610	7%
Unknown	25,835	16%

Age

Race			Ethnicity			Age		
						Male	Female	
White	123,050	77%	Hispanic	51,397	32%	Less than 1 Year	1,620	1,463
Black	4,231	3%	Non-Hispanic	103,625	65%	1 - 4 Years	6,448	6,107
Native American	9,557	6%	Unknown	5,123	3%	5 - 12 Years	11,353	10,920
Asian/ Pacific Islander	13,032	8%	Migratory Workers			13 - 14 Years	2,188	2,371
More Than One Race	6,351	4%				Patients	10,401	6%
Other/ Unknown	3,924	2%	Encounters	34,731	6%	20 - 34 Years	11,017	29,490
Language						35 - 44 Years	6,252	11,692
Primary Language Not English		27%				45 - 64 Years	14,376	20,438
						Over 65 Years	4,740	6,377

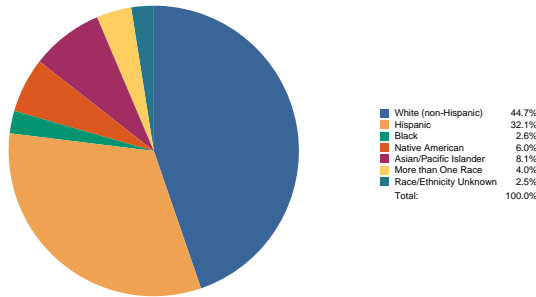
California Community Clinics and Health Centers

2016

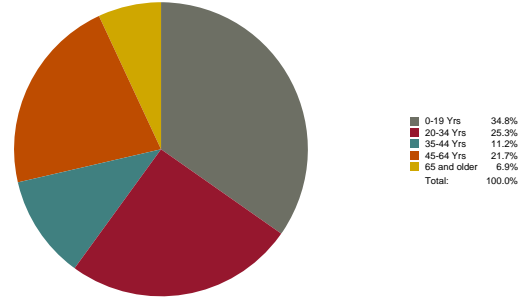
Assembly District 3
Assemblymember James Gallagher



Race/Ethnicity
Patients



Age
Patients



The Services

	Provider FTEs		Encounters	
Medical *	110	65%	400,926	74%
Dental **	37	22%	101,776	19%
Mental Health ***	13	8%	15,839	3%
Other****	18	10%	25,345	5%
Total	169		543,886	

*Physicians, physician assistants, family nurse practitioners, certified nurse midwives, visiting nurses.
 **Dentists and Registered Dental Hygienists
 ***Psychiatrists, clinical psychologists, and licensed clinical social workers.
 ****Other providers billable to Medi-Cal

Total CCHCs that provide the following services

Vision Services	2
Basic Lab Services	8
Radiology Services	1
Pharmacy Services	3
Urgent Care Services	1
Womens Health Services	8
Substance Abuse Services	5
Domestic Violence Services	3

Revenue and Utilization by Payment Source

Program	Patients ^ ^		Encounters		Revenue	
	Count	%	Count	%	Category	Amount
Medicare	13,778	9%	74,750	14%	Gross Patient Revenue	\$81,928,262
Medi-Cal	76,631	48%	332,385	61%	Net Patient Revenue	\$65,063,194
All County ^ ^ ^	62	0%	30	0%		
PACE Patients	0	0%	0	0%		
Private Insurance	32,447	20%	59,178	11%		
Uninsured Services ^ ^ ^ ^	36,061	23%	47,879	9%		
Other	1,166	1%	2,110	0%		
BCCCP ^ ^	273	0%	748	0%		
CHDP ^ ^	1,233	1%	1,387	0%		
Family PACT ^ ^	15,068	9%	25,419	5%		
					Other Operating Revenue	
					Federal	\$17,261,456
					State	\$80,750
					County/Local	\$130,293
					Private	\$145,585
					Donations/Contributions	\$328,109
					Other	\$11,214,990

Because of their philosophy and by necessity, CCHCs have been vigilant about controlling the cost of care, and the untoward effects of deferred or neglected care, by promoting a broad range of preventive health services specifically targeted to the particular needs of their communities and patient populations. The federal Office of Management and Budget has found the Health Center Program to be one of the ten most effective federal programs and the most effective program under the federal Health and Human Services Agency. Despite enormous challenges, CCHCs have persisted in their mission to serve their local communities.

All information compiled by Jeanita Harris, Sr. Data Analyst, CPCA. Numbers are based on 2014 OSHPD data.

^ ^ Patient counts for Episodic programs (BCCP, CHDP, Family PACT) are duplicated. BCCCP = Breast and Cervical Cancer Control Program; CHDP = Child Health and Disability Prevention Program; Family PACT = Family Planning Access Care and Treatment program.
 ^ ^ ^ County Indigent/CMSP/MISP, San Diego County Medical Plan, LA County Public/Private Partnership, and Other County Programs.
 ^ ^ ^ ^ Free and Self-Pay/ Sliding Fee Programs.