

California Community Clinics and Health Centers

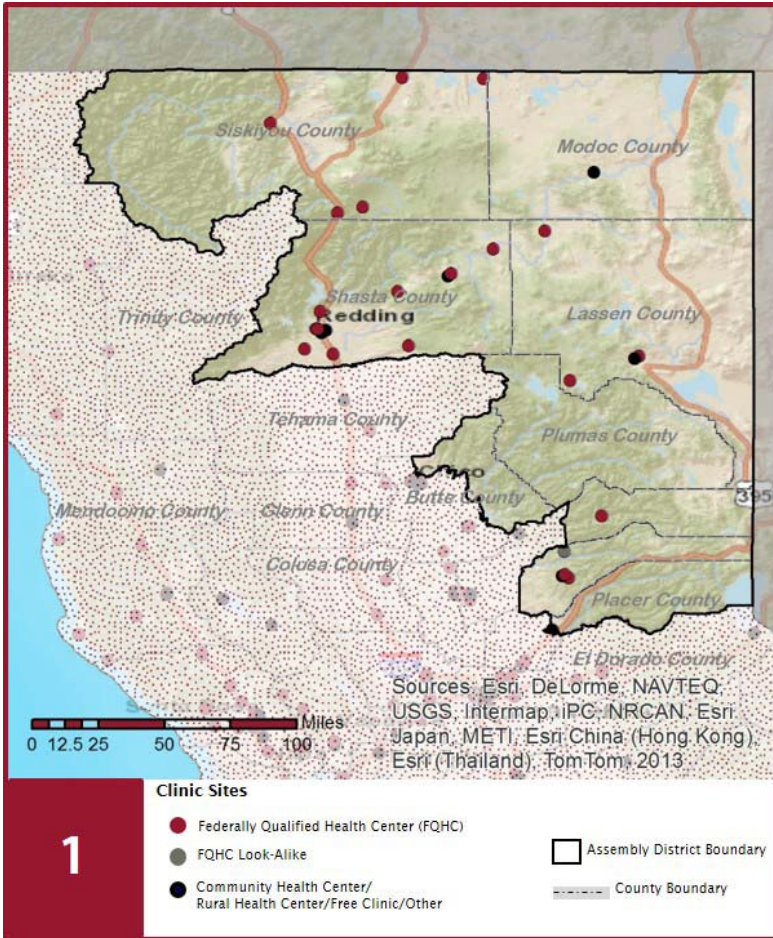
2016

Assembly District 1
Assemblymember Brian Dahle



The Clinics

Community Clinics and Health Centers (CCHCs) are nonprofit health care practices located in low income and medically underserved areas. CCHCs share a common mission to serve everyone who walks through their doors, regardless of their ability to pay. The term CCHC include Federally Qualified Health Centers (FQHC), FQHC Look-Alikes, Migrant Health Centers, Rural and Frontier Health Centers, and Free Clinics. CCHCs are an essential segment of the safety net. In many California Counties, they provide a significant proportion of comprehensive primary care services to those who are publicly subsidized or uninsured.



Clinic Types

Total Number of CCHCs	31
Federally Qualified Health Center sites	22
Federally Qualified Health Center Look-Alike sites	1
95-210 Rural Health Center sites	2

The Patients

Demographics

Patients	121,853	
Female	71,408	59%
Male	50,445	41%
19 Years & Under	39,288	32%
Encounters	420,523	

Poverty Levels

Under 100%	72,785	60%
100-200%	25,339	21%
Above 200%	8,864	7%
Unknown	14,865	12%

Age

Race			Ethnicity			Age		
						Male	Female	
White	98,557	81%	Hispanic	11,937	10%	Less than 1 Year	1,541	1,382
Black	1,831	2%	Non-Hispanic	102,013	84%	1 - 4 Years	4,334	4,086
Native American	9,046	7%	Unknown	7,903	6%	5 - 12 Years	7,437	7,303
Asian/ Pacific Islander	3,211	3%	Migratory Workers			13 - 14 Years	1,654	1,697
More Than One Race	1,151	1%				Patients	1,299	1%
Other/ Unknown	8,057	7%	Encounters	3,867	1%	20 - 34 Years	7,663	17,968
Language								
Primary Language Not English	3%							

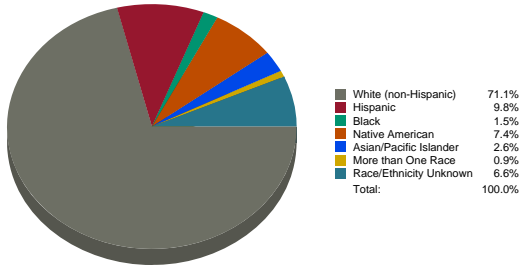
California Community Clinics and Health Centers

2016

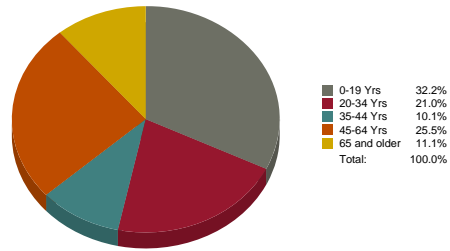
Assembly District 1
Assemblymember Brian Dahle



Race/Ethnicity
Patients



Age
Patients



The Services

	Provider FTEs		Encounters	
Medical *	111	66%	306,929	73%
Dental **	33	20%	82,605	20%
Mental Health ***	21	12%	25,973	6%
Other****	7	4%	5,016	1%
Total	168		420,523	

*Physicians, physician assistants, family nurse practitioners, certified nurse midwives, visiting nurses.
 **Dentists and Registered Dental Hygienists
 ***Psychiatrists, clinical psychologists, and licensed clinical social workers.
 ****Other providers billable to Medi-Cal

Total CCHCs that provide the following services

Vision Services	3
Basic Lab Services	15
Radiology Services	1
Pharmacy Services	2
Urgent Care Services	9
Womens Health Services	21
Substance Abuse Services	14
Domestic Violence Services	2

Revenue and Utilization by Payment Source

Program	Patients ^ ^		Encounters		Revenue	
Medicare	14,825	12%	75,159	18%	Gross Patient Revenue	\$95,992,078
Medi-Cal	63,864	52%	206,248	49%	Net Patient Revenue	\$65,300,730
All County ^ ^ ^	74	0%	310	0%	Other Operating Revenue	
PACE Patients	0	0%	0	0%	Federal	\$26,811,170
Private Insurance	17,636	14%	50,705	12%	State	\$546,190
Uninsured Services ^ ^ ^ ^	23,629	19%	51,177	12%	County/Local	\$900,369
Other	1,825	1%	8,306	2%	Private	\$1,093,306
BCCCP ^ ^	309	0%	867	0%	Donations/Contributions	\$965,203
CHDP ^ ^	6,314	5%	14,076	3%	Other	\$9,947,933
Family PACT ^ ^	7,628	6%	13,675	3%		

Because of their philosophy and by necessity, CCHCs have been vigilant about controlling the cost of care, and the untoward effects of deferred or neglected care, by promoting a broad range of preventive health services specifically targeted to the particular needs of their communities and patient populations. The federal Office of Management and Budget has found the Health Center Program to be one of the ten most effective federal programs and the most effective program under the federal Health and Human Services Agency. Despite enormous challenges, CCHCs have persisted in their mission to serve their local communities.

All information compiled by Jeanita Harris, Sr. Data Analyst, CPCA. Numbers are based on 2014 OSHPD data.

^ ^ Patient counts for Episodic programs (BCCP, CHDP, Family PACT) are duplicated. BCCCP = Breast and Cervical Cancer Control Program; CHDP = Child Health and Disability Prevention Program; Family PACT = Family Planning Access Care and Treatment program.
 ^ ^ ^ County Indigent/CMSP/MISP, San Diego County Medical Plan, LA County Public/Private Partnership, and Other County Programs.
 ^ ^ ^ ^ Free and Self-Pay/ Sliding Fee Programs.